

	Axcor Profile 400	8
	Clay Paky Aleda K10 B-EYE CC	16
	Clay Paky Aleda K20	2
	Q-7	4
	Blinder 4-Lite DWE	4
	PAR 64	36
	Stage Fan	2
	Unique Look Solution	2
	Thunder Wash 600 RGBW	12

Console: ChamSys MQ 80 + Wing
Avolite Titan Arena

Haze: 2 x Unique Look Solution,
Fan: 2 x Stage Blower

Extra 2 x Cat 5 from FOH to
USR

Power Plugin-s:
32A (CEE 5 pin) USR
63A (CEE 5 pin) USR

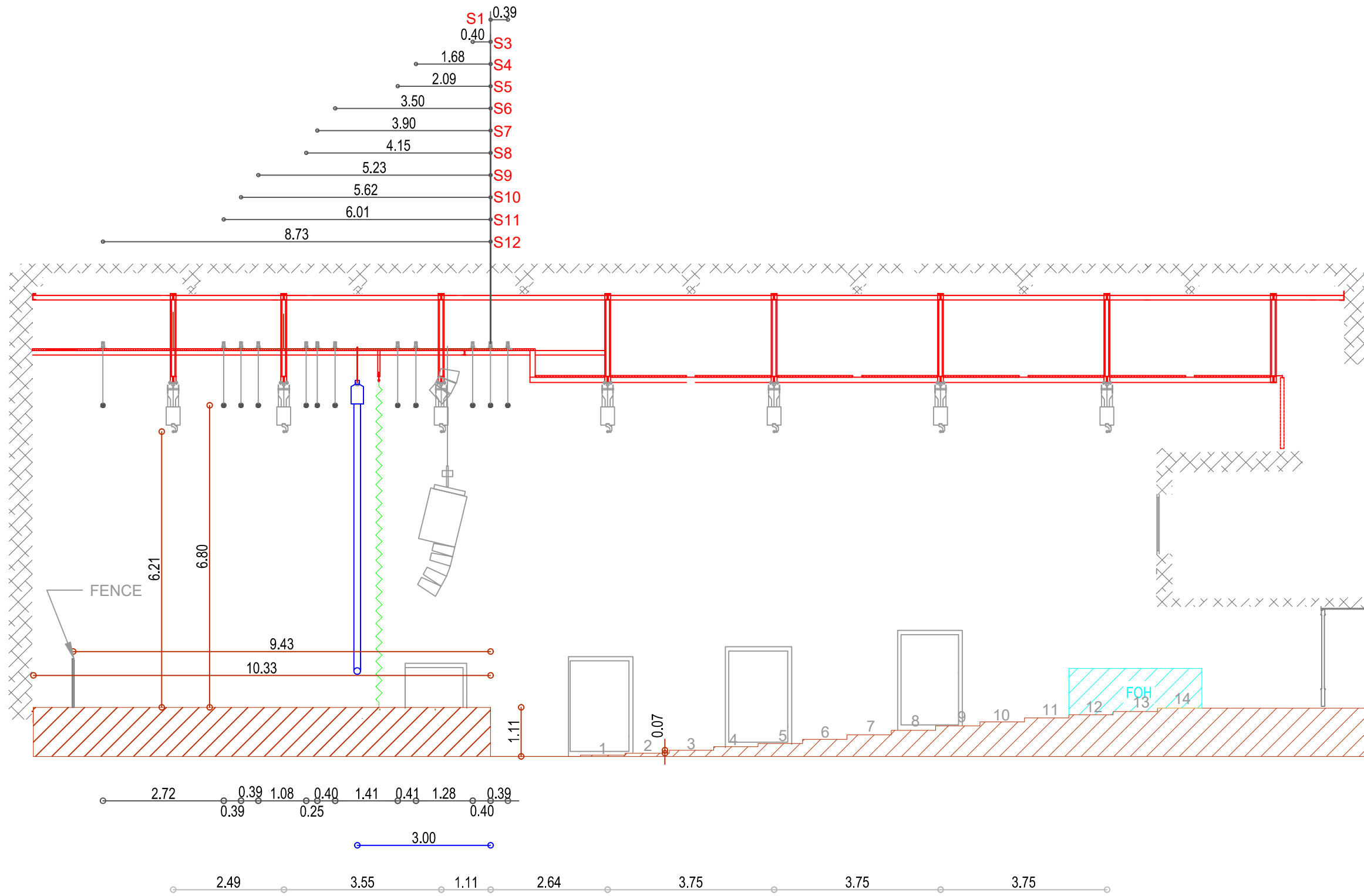
Top View: 1:100

Kino Šiška

Printano dne:
Kontaktna oseba:
Elektronska pošta:

08.10.2024
Jure Rubelj
jure.rubelj@gmail.com

KINO ŠIŠKA FLOORPLAN



LIGHT HOIST:



SCENIC HOIST:



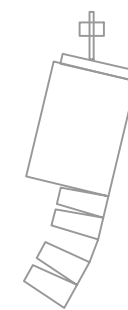
AUTOMATIC CURTAIN:



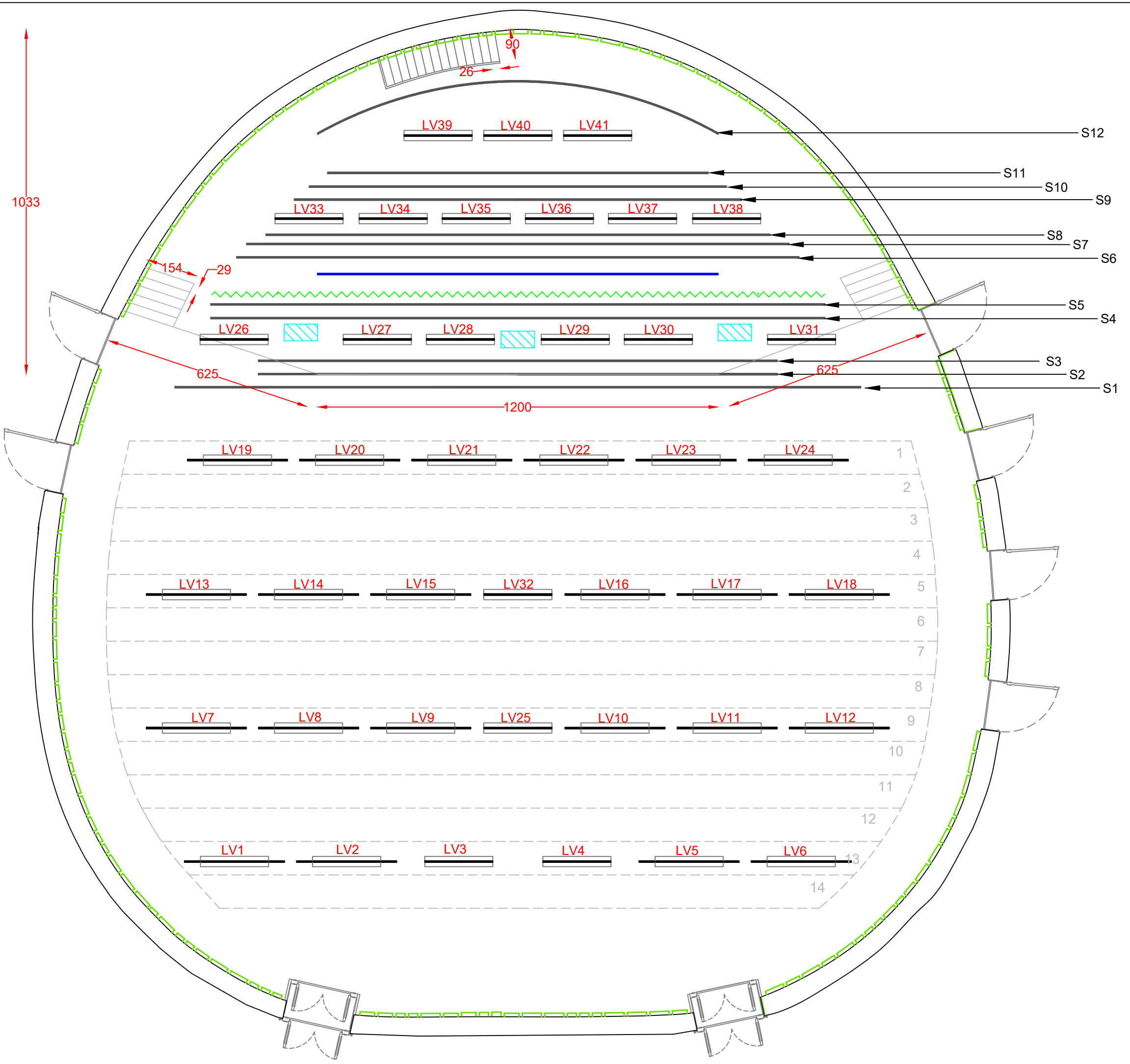
PROJECTION SCREEN:



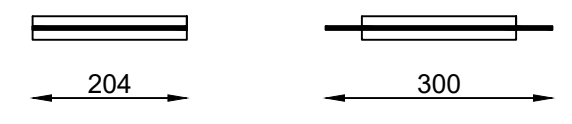
SPEAKER:



KINO ŠIŠKA FLOORPLAN



LIGHT HOIST:

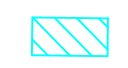


LV1 = NUMBER OF LIGHT HOIST

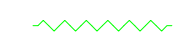
SCENIC HOIST LENGHT:

- S1: 2055 cm
- S2: 1555 cm
- S3: 1555 cm
- S4: 1840 cm
- S5: 1840 cm
- S6: 1685 cm
- S7: 1625 cm
- S8: 1510 cm
- S9: 1340 cm
- S10: 1250 cm
- S11: 1140 cm
- S12: approx. 1240 cm

SPEAKER:



AUTOMATIC CURTAIN:



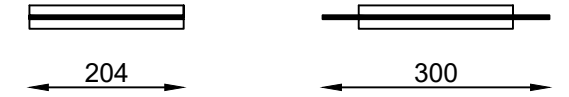
PROJECTION SCREEN:

L: 1200 cm



KINO ŠIŠKA FLOORPLAN

LIGHT HOIST:



LV1 = NUMBER OF LIGHT HOIST

SCENIC HOIST LENGHT:

- S1: 2055 cm
- S2: 1555 cm
- S3: 1555 cm
- S4: 1840 cm
- S5: 1840 cm
- S6: 1685 cm
- S7: 1625 cm
- S8: 1510 cm
- S9: 1340 cm
- S10: 1250 cm
- S11: 1140 cm
- S12: approx. 1240 cm

SPEAKER:

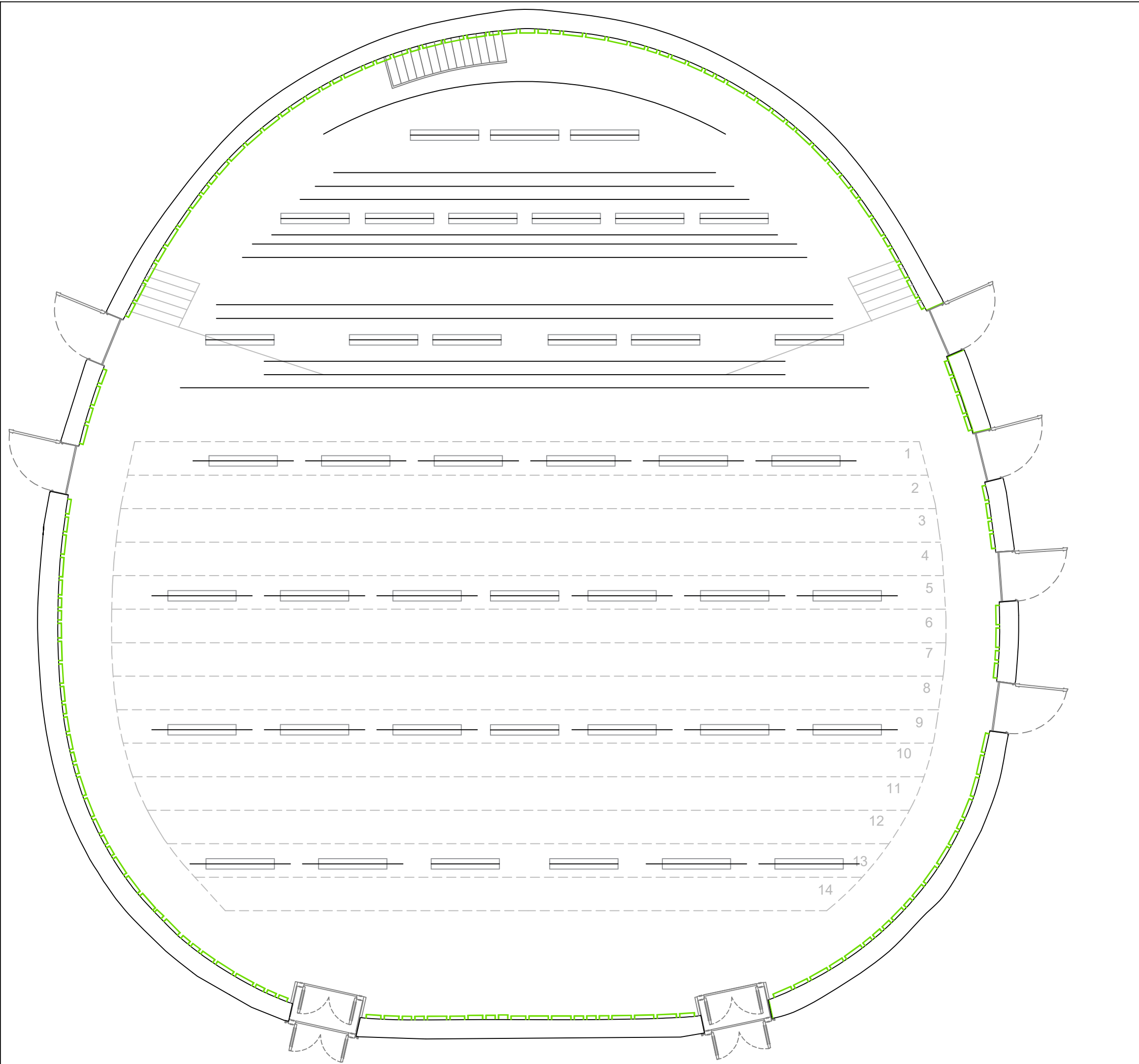


AUTOMATIC CURTAIN:

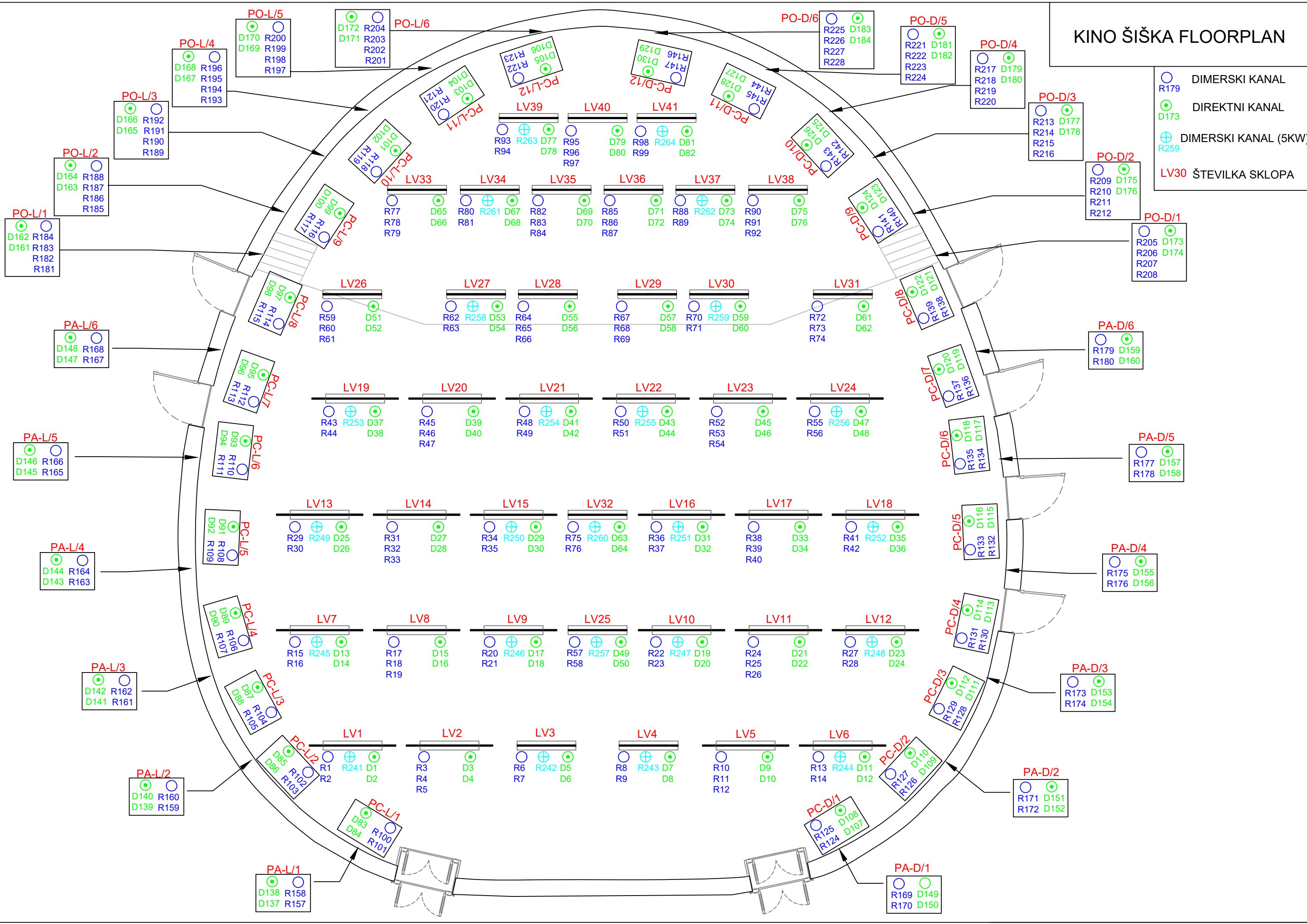


PROJECTION SCREEN:

L: 1200 cm



KINO ŠIŠKA FLOORPLAN



- DIMERSKI KANAL
- DIREKTNI KANAL
- ⊕ DIMERSKI KANAL (5KW)
- LV30 ŠTEVILKA SKLOPA